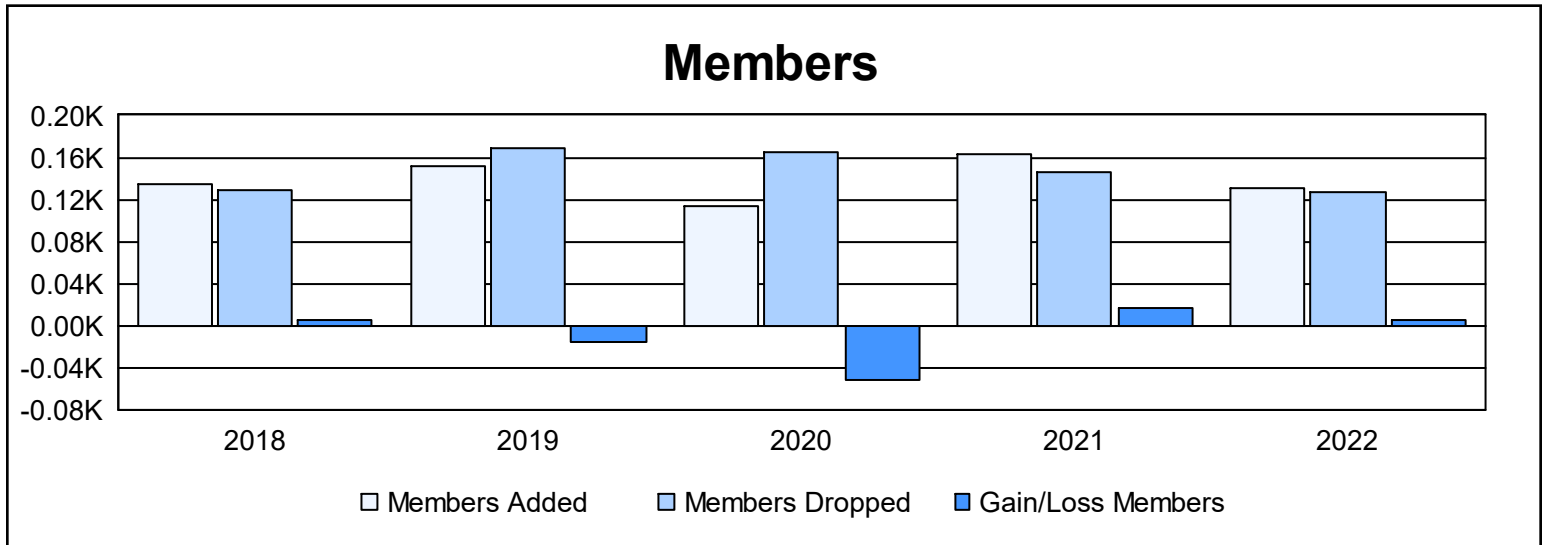
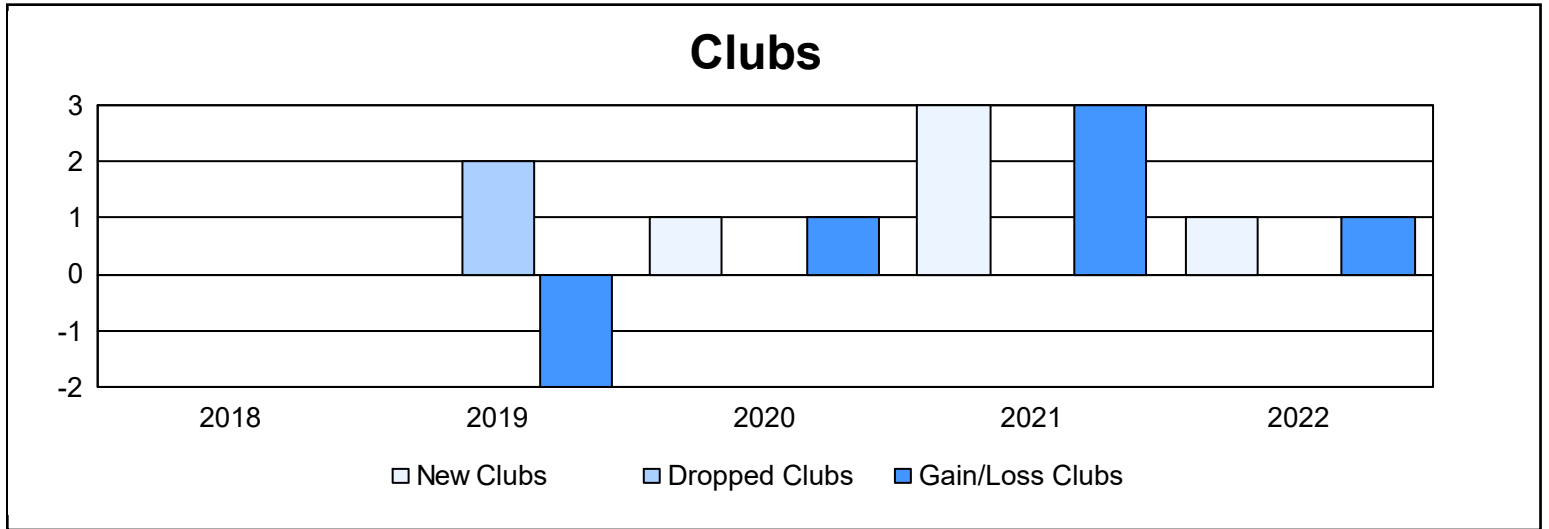
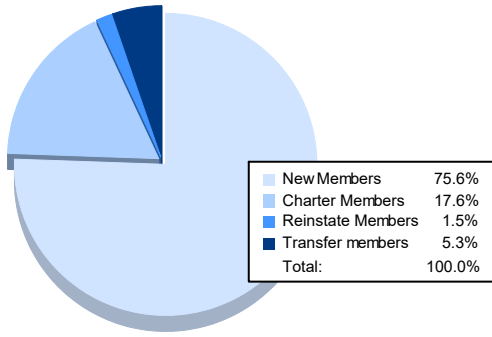


| Year | New Clubs | Dropped Clubs | Gain/ Loss Clubs | New Members | Charter Members | Reinstate Members | Transfer Members | Total Member Added | Total Members Dropped | Gain/ Loss Members |
|----------------|-----------|---------------|------------------|-------------|-----------------|-------------------|------------------|--------------------|-----------------------|--------------------|
| 2017-2018 | 0 | 0 | 0 | 124 | 0 | 0 | 10 | 134 | 129 | 5 |
| 2018-2019 | 0 | 2 | -2 | 118 | 0 | 0 | 34 | 152 | 168 | -16 |
| 2019-2020 | 1 | 0 | 1 | 83 | 23 | 4 | 4 | 114 | 165 | -51 |
| 2020-2021 | 3 | 0 | 3 | 74 | 83 | 2 | 3 | 162 | 146 | 16 |
| 2021-2022 | 1 | 0 | 1 | 99 | 23 | 2 | 7 | 131 | 126 | 5 |
| Average | 1 | 0 | 1 | 100 | 26 | 2 | 12 | 139 | 147 | -8 |



Membership Composition June 2022 Cumulative



Gender Composition June 2022 Cumulative

